

# SKY SIGNATURE SUITES

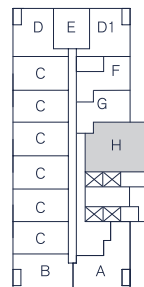
AT ICE DISTRICT



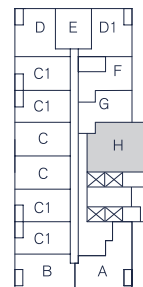
# H

## 2 BEDROOMS + DEN 2 BATHROOMS

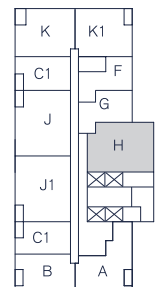
Interior: 1,221 sq. ft.



LEVEL 31-42



LEVEL 43-59



LEVEL 60-66



ALL DIMENSIONS, LAYOUTS, AND FINISHES ARE APPROXIMATE AND SUBJECT TO NORMAL CONSTRUCTION VARIANCES AND CHANGE WITHOUT NOTICE. FURNITURE IS DISPLAYED FOR ILLUSTRATION PURPOSES ONLY AND DOES NOT NECESSARILY REFLECT THE ELECTRICAL PLAN FOR THE SUITE. SUITES ARE SOLD UNFURNISHED. E.&O.E. AUGUST 2020.